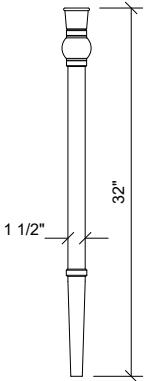
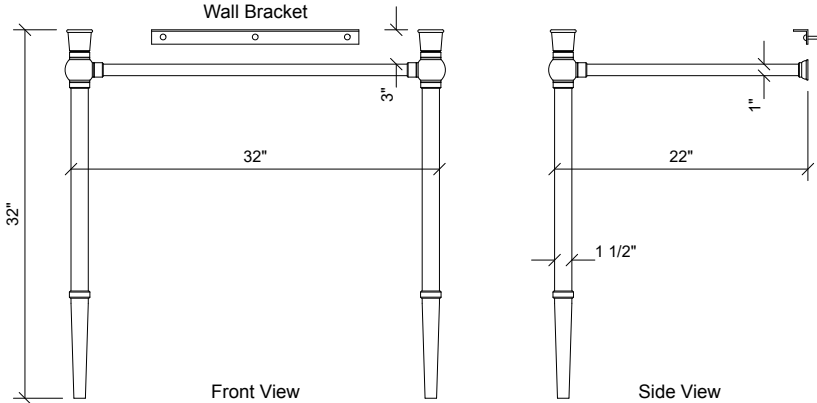
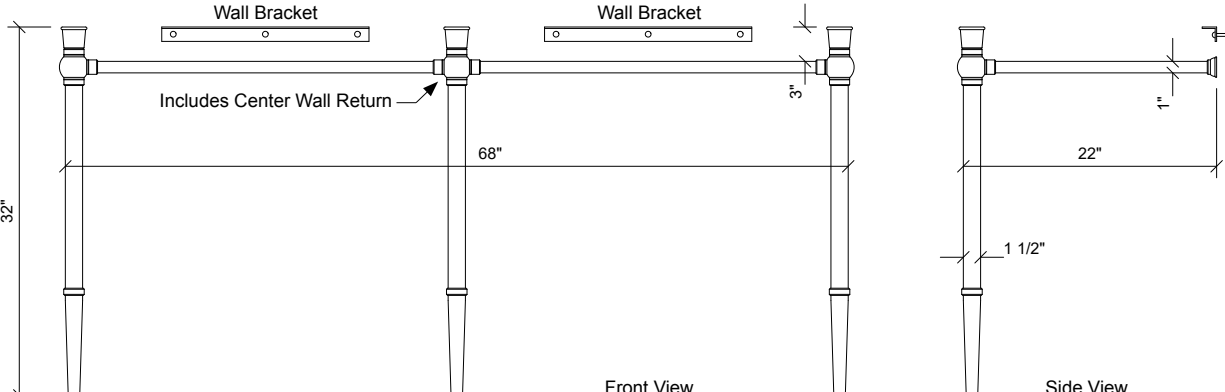
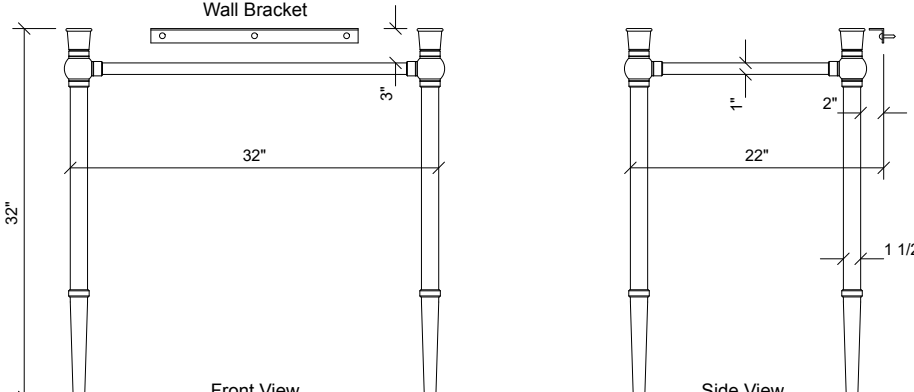
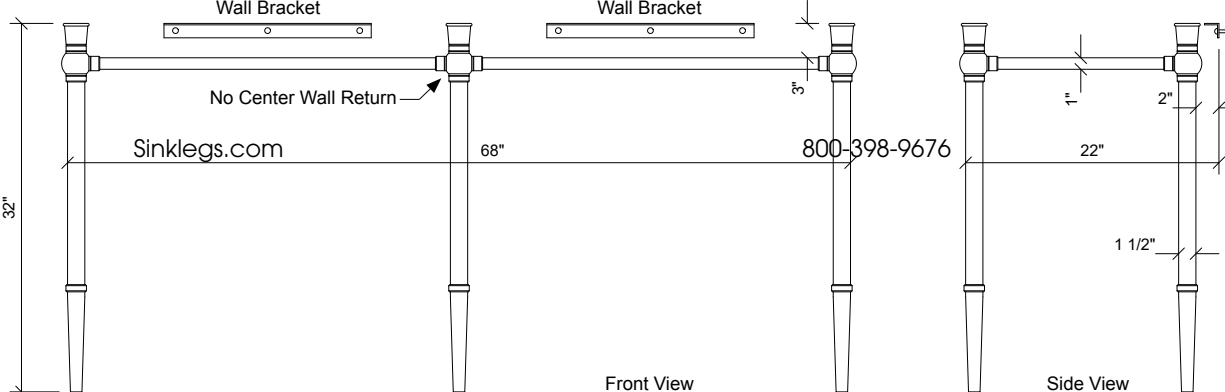


**Specifications shown below represent standard sizes only.
Palmer Leg Systems are custom built to ANY dimensions.**

[Download DXF Drawing File](#)

<p>1-LEG</p> <p>Model: MOD150</p> 	<p>2-LEG</p> <p>Model: LS2MOD</p>  <p>Front View</p> <p>Side View</p>	
<p>3-LEG</p> <p>Model: LS3MOD</p>	<p>Includes Center Wall Return</p>  <p>Front View</p> <p>Side View</p>	
<p>4-LEG</p> <p>Model: LS4MOD</p>	 <p>Front View</p> <p>Side View</p>	
<p>5-LEG</p> <p>Model: LS5MOD</p>	<p>No Center Wall Return</p> <p>Sinklegs.com</p> <p>800-398-9676</p>  <p>Front View</p> <p>Side View</p>	